

# Symbols in Aboriginal Art

## Year 7 – Lines of Symmetry and Reflection

---










Why are symbols used in Aboriginal art?

---

---

---

Write the names of each of the symbols below:

What is a line of symmetry?

---

---

*Draw lines of symmetry on each symbol and then answer the questions below.*

What symbol(s) have the most lines of symmetry?

---

What symbol(s) have no line of symmetry?

---

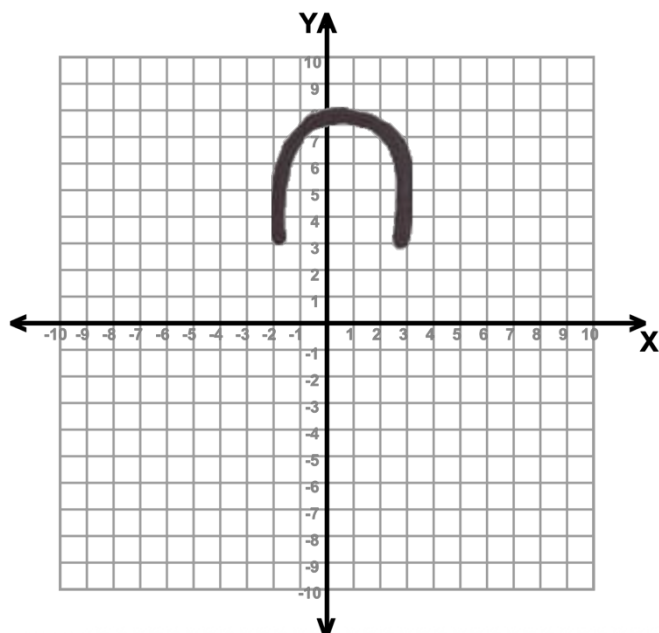
Explain the transformation known as reflection:

---

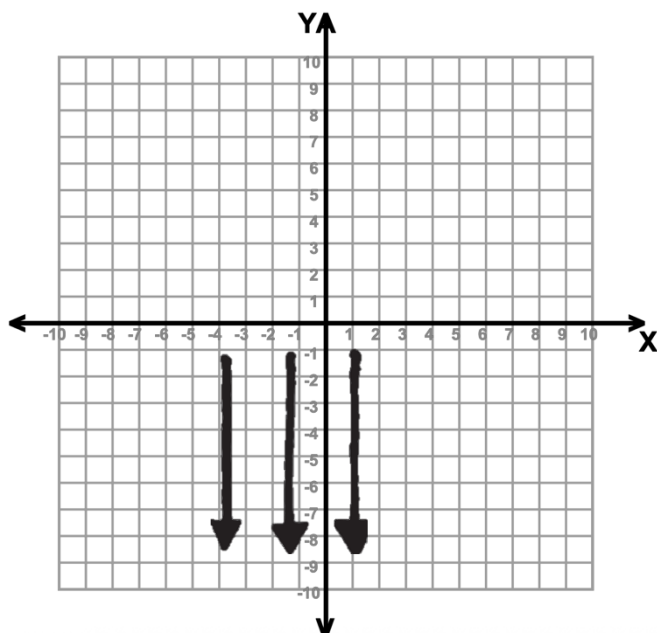
---

Reflect the following symbols on the given line of reflection.

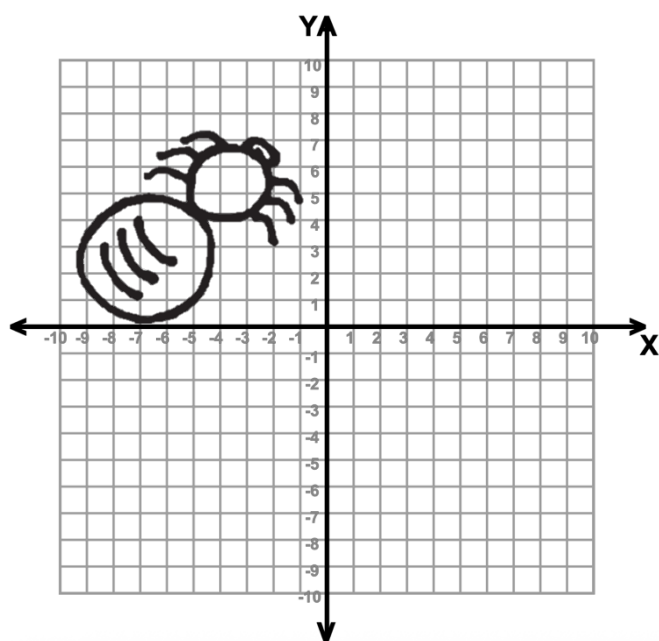
<p>Reflect the sandhill in the x-axis</p>	<p>Reflect the emu tracks in the y-axis</p>
---	---



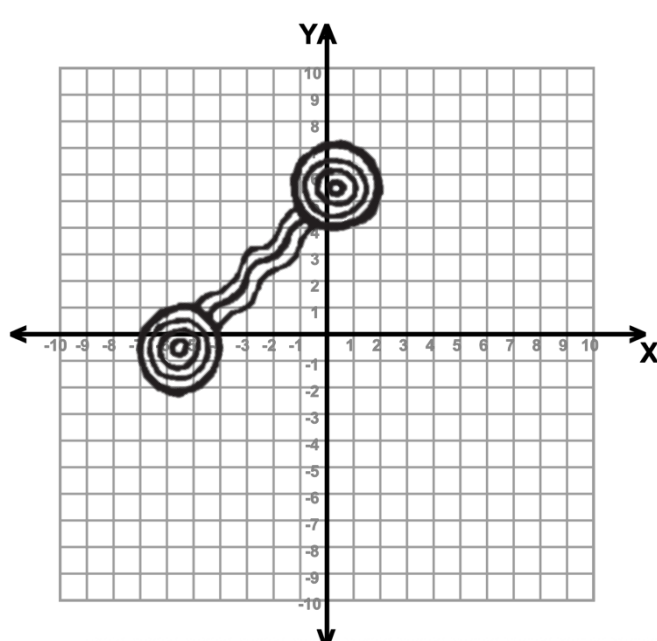
Reflect in the line  $y=2$




Reflect in the line  $x=3$



Reflect in the y-axis.



Reflect in the line  $y=x$



What is the name of this artwork?

---

Who is the artist?

---

What is this artwork about?

---

---

How many lines of symmetry do you see?

---

What symbols have been used in the artwork to help tell the story?

---

---

---